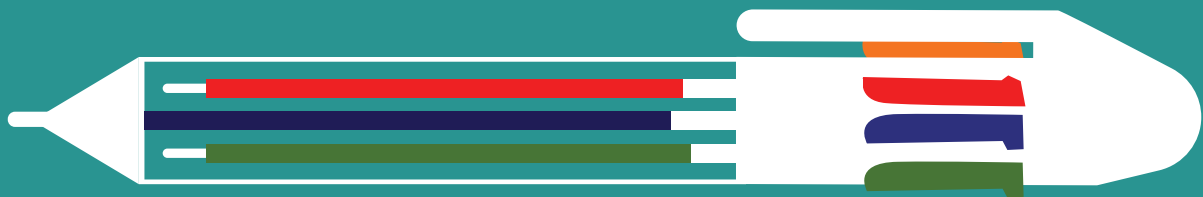


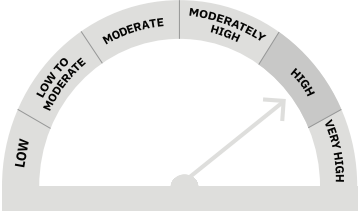
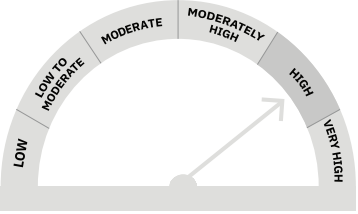
# One fund for all market conditions



## Motilal Oswal Asset Allocation Passive Fund of Fund - Conservative

**THINK EQUITY  
THINK MOTILAL OSWAL**



Name of the scheme	Scheme Riskometer	
Motilal Oswal Asset Allocation Passive Fund of Fund - Conservative (An open ended fund of funds scheme investing in passive funds)	Benchmark Riskometer 50% Nifty 500 TRI + 20% S&P 500 TRI (INR) + 10% Domestic Price of Gold + 20% Nifty 5 Yr Benchmark G-Sec Index	
<b>This product is suitable for investors who are seeking*</b>		
<ul style="list-style-type: none"> <li>To generate long term growth/capital appreciation by offering asset allocation.</li> <li>Investment solution that predominantly invests in passive funds such as ETF/Index Funds of equity and equity related instruments (domestic as well as international), fixed income and Gold</li> </ul>	 <p>Investors understand that their principal will be at High risk</p>	 <p>Benchmark riskometer is at High risk</p>

\*Investors should consult their financial advisers if in doubt about whether the product is suitable for them.

The Scheme being an index scheme follows a passive investment technique and shall only invest in Securities comprising one selected index irrespective of its market conditions. The sector mentioned herein are for general assessment purpose only and not a complete disclosure of every material fact. It should not be construed as investment advice to any party.

**Mutual Fund investments are subject to market risks, read all scheme related documents carefully**

# Motilal Oswal Asset Allocation Passive Fund of Fund - Conservative

## What is Asset Allocation and its benefit

Asset Allocation means dividing an investment portfolio into different asset classes, such as equities, bonds, commodities and alternative investments. According to a research, among factors like market timing, stock selection, etc. Asset allocation was a major contributor (91.5%) in driving volatility over the long term.

Source: Brinson, Hood, Beebower. "Determinants of Portfolio Performance". Financial Analysts Journal. July-August 1986; Brinson, Singer, Beetbower. "Determinants of Portfolio Performance II: An Update". Financial Analysts Journal. May-June 1991. Excerpt from the paper on 'The potential benefits of diversification' by Goldman Sachs

## Key attributes of the Fund



## \*Strategy Performance

Period	1 Year	3 Year	5 Year	7 Year	10 Year	15 Year
Returns	20.5%	11.9%	13.6%	12.2%	11.7%	11.7%
Volatility	5.0%	5.7%	7.2%	6.6%	6.2%	6.2%

Performance Source/Disclaimer : MOAMC Research. Index Values – www.niftyindices.com, MOAMC; Gold Prices – FactSet/ICICI; Performance Data as of close of 30-Jun-2009 to 28-Jun-2024. \* denotes custom index, 'Asset Allocation – Conservative' is simulated using target weight - 30% Nifty 500 TRI, 50% Nifty 5yr Benchmark G-sec Index, 10% S&P 500 TRI (INR) & 10% Gold. The custom index is periodically reviewed for weight rebalancing. All performance data in INR. Hypothetical performance results may have many inherent limitations and no representation is being made that any investor will, or is likely to achieve the performance similar to that shown. The above graph/table is used to explain the concept and is for illustration purpose only. It should not be used for development or implementation of any investment strategy. Past performance may or may not be sustained in future.

## Funds diversified across



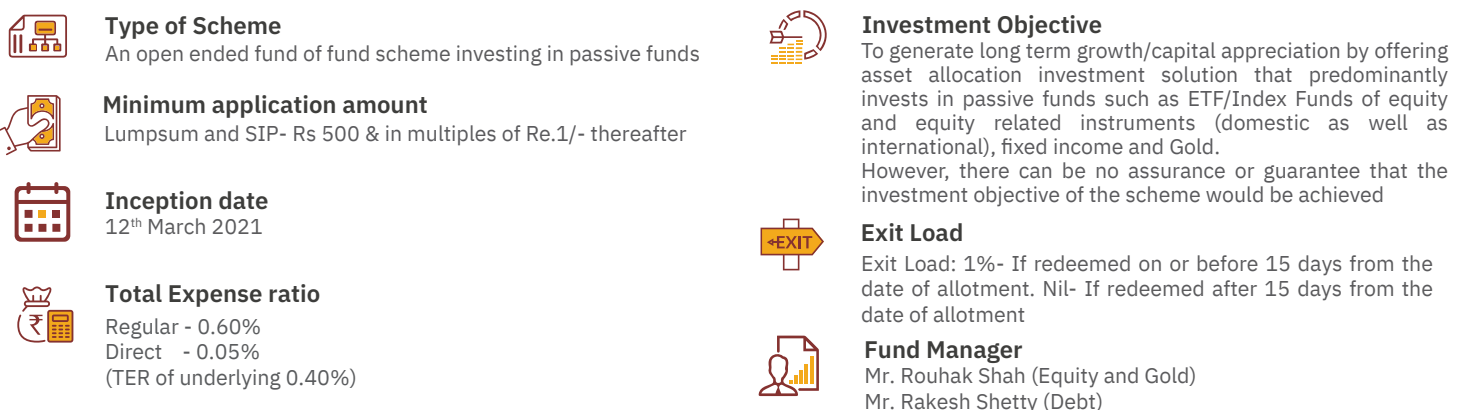
The funds mentioned above are used to explain the concept. The fund may or may not be part of our portfolio/strategy/schemes. The above infographic is used to explain the concept and is for illustration purpose only and should not be used for development or implementation of an investment strategy

## \*Strategy SIP Returns (SIP Amount of ₹ 10,000/- per month)

Description	1 Year	3 Years	5 Years	7 Years	10 Years
Returns	23.1%	15.2%	14.3%	13.4%	12.5%
Amount Invested	1,20,000	3,60,000	6,00,000	8,40,000	12,00,000
Market Value	1,34,254	4,50,330	8,57,694	13,54,464	23,01,785

Source/Disclaimer- MOAMC Research. Data as of close of 28-Jun-2024. \* denotes custom index, 'Asset Allocation – Conservative' is simulated using target weight - 30% Nifty 500 TRI, 50% Nifty 5yr Benchmark G-sec Index, 10% S&P 500 TRI (INR) & 10% Gold. The custom index is periodically reviewed for weight rebalancing. For SIP returns, monthly investment of INR 10,000/- invested on the first business day of every month. The above is for illustration purpose only. The SIP amount, tenure of SIP, expected rate of return are assumed figures for the purpose of explaining the concept of advantages of SIP investments. The actual result may vary from depicted results depending on scheme selected. It should not be construed to be indicative of scheme performance in any manner. The above are not scheme SIP returns, but simulation of custom index SIP returns. Past performance may or may not be sustained in future.

## About Motilal Oswal Asset Allocation Passive Fund of Fund- Conservative



## Motilal Oswal Asset Allocation Passive Fund of Fund - Conservative Performance

Date	Period	NAV per Unit (₹)	CAGR (%)			Value of investment of ₹ 10,000@		
			Scheme Returns (%)^	Benchmark Returns (%)#	Additional Benchmark Returns ##(%)	Scheme (₹)	Benchmark # (₹)	Additional Benchmark (₹) ##
Jun 30, 2023	Last 1 Year	11.9402	19.28	19.95	26.74	11,923	11,989	12,666
Jun 30, 2021	Last 3 Years	10.4744	10.78	12.01	16.55	13,591	14,048	15,826
Mar 12, 2021	Since Inception	10.0000	11.30	12.61	16.69	14,236	14,794	16,637

^Past performance may or may not be sustained in future and is not a guarantee of any future returns.

Scheme Benchmark #: 30% Nifty 500 TRI + 10% S&P 500 TRI (INR) + 10% Domestic Price of Gold + 50% Nifty 5 Yr Benchmark G-Sec Index

Additional Benchmark ##: Nifty 50 TRI

Source/Disclaimer : MOAMC; Data as of 28-Jun-24. The NAV per unit shown in the table is as on the start date of the said period. Past performance may or may not be sustained in the future. Performance is for Regular Plan Growth Option. Different plans have different expense structure. Mr. Rouhak Shah is the Fund Manager since Aug 02, 2022 and he manages 2 schemes of Motilal Oswal Mutual Fund. Mr. Rakesh Shetty is the Fund Manager for Debt component since Nov 22, 2022 and he manages 32 schemes of Motilal Oswal Mutual Fund.^30% Nifty 500 TRI + 10% S&P 500 TRI (INR) + 10% Domestic Price of Gold + 50% Nifty 5 Yr Benchmark G-Sec Index

## Other Schemes Managed by Fund Manager

Name of Fund Manager: Rakesh Shetty						
	1 Year		3 Year		5 Year	
	Scheme Return (%)	Benchmark Return (%)	Scheme Return (%)	Benchmark Return (%)	Scheme Return (%)	Benchmark Return (%)
Motilal Oswal BSE Enhanced Value ETF#	94.69	95.90	-	-	-	-
Motilal Oswal BSE Enhanced Value Index Fund#	91.58	95.90	-	-	-	-
Motilal Oswal Nifty 200 Momentum 30 ETF#	66.75	67.37	-	-	-	-
Motilal Oswal Ultra Short Term Fund	6.00	7.78	4.57	6.36	4.41	6.22
Motilal Oswal Nifty 5 Year G-Sec Fund of Fund	6.58	7.40	-	-	-	-
Motilal Oswal Liquid Fund	6.83	7.29	5.32	5.85	4.65	5.29

**Note:** Rakesh Shetty manages 32 schemes of Motilal Oswal Mutual Fund.

Source/Disclaimer : MOAMC, Data as of 28-Jun-24. #Only the Debt component is managed by Rakesh Shetty. Past performance may or may not be sustained in the future. Performance is for Regular Plan Growth Option. Different plans have different expense structure. In case the number of schemes managed by a fund manager is more than six, performance data of top 3 and bottom 3 schemes managed by fund manager has been provided herein. Period for which scheme's performance has been provided is computed basis last day of the month-end preceding the date of advertisement.