

One likes gold, the other likes silver.
And you, love them both

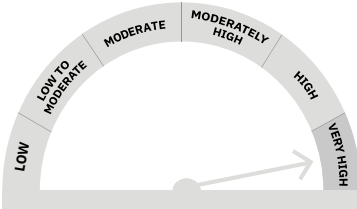
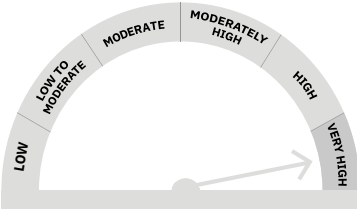


Introducing

Motilal Oswal Gold and Silver ETFs Fund of Funds

Your loved ones may have different preferences . Plan for both by investing in a fund that invests in both Gold & Silver to cater to the needs of everyone in the family.

MOTILAL OSWAL INDEX
FUNDS
MUTUAL FUND

Name of the scheme	Scheme Riskometer	LBMA Price of Gold and Silver
<p>Motilal Oswal Gold and Silver ETFs Fund of Funds (An open ended fund of funds scheme investing in units of gold and silver exchange traded funds)</p> <p>This product is suitable for investors who are seeking*</p> <ul style="list-style-type: none"> • Long term capital appreciation • Return that corresponds to the performance of the underlying Schemes of Gold ETF and Silver ETF. 	 <p>Investors understand that their principal will be at Very High risk</p>	

*Investors should consult their financial advisers if in doubt about whether the product is suitable for them.

Mutual Fund investments are subject to market risks, read all scheme related documents carefully

Motilal Oswal Gold and Silver ETFs Fund of Funds

About the Strategy

The objective of this scheme is to generate returns by investing in units of Gold and Silver ETFs; the daily weights shall be market driven with the starting (NFO) allocation of 70:30. The maximum weight is capped at 90%, subject to quarterly review.

Key Attributes of Gold + Silver

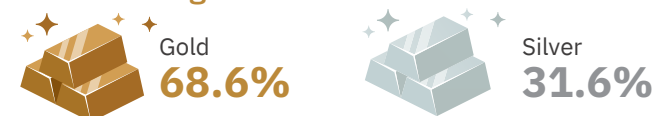


Strategy Performance

Period	1 Year	3 Year	5 Year	10 Year	15 Year
Returns	22.3%	12.4%	18.2%	10.1%	9.9%
Risk	12.0%	14.2%	16.3%	14.7%	17.3%

Source/Disclaimer-MOAMC, LBMA, Forex rate – RBI Reference rate; For Gold and Silver, per ounce LBMA prices are considered. The prices don't include landing costs like custom duty, GST, etc. Performance Data as of close of 31-May-2024. All performance data in INR. Hypothetical performance results may have inherent limitations and no representation is being made that any investor will, or is likely to achieve the performance similar to that shown. Past performance may or may not be sustained in future.

Fund Holdings



Source/Disclaimer-MOAMC Data as of 31-May-2024. The funds mentioned above are used to explain the concept. The fund may or may not be part of our portfolio/strategy/schemes. The above infographic is used to explain the concept and is for illustration purpose only and should not be used for development or implementation of an investment strategy. Past performance may or may not be sustained in future.

Strategy SIP Returns (SIP Amount of ₹ 10,000/- per month)

Description	1 Year	3 Years	5 Years	7 Years	10 Years
Returns	37.8%	20.3%	16.1%	15.6%	13.1%
Amount Invested	1,20,000	3,60,000	6,00,000	8,40,000	12,00,000
Market Value	1,43,257	4,84,550	8,96,596	14,65,071	23,76,279

Source/Disclaimer-MOAMC, LBMA, Forex rate – RBI Reference rate; For Gold and Silver, per ounce LBMA prices are considered. The prices don't include landing costs like custom duty, GST, etc. Data as of close of 31-May-2024. For SIP returns, monthly investment of INR 10,000/- invested on the first business day of every month has been considered. All performance data in INR. Hypothetical performance results may have inherent limitations and no representation is being made that any investor will, or is likely to achieve the performance similar to that shown. The above is for illustration purpose only. The SIP amount, tenure of SIP, expected rate of return are assumed figures for the purpose of explaining the concept of advantages of SIP investments. The actual result may vary from depicted results depending on the scheme selected. It should not be construed to be indicative of scheme performance in any manner. The above are not scheme SIP returns, but simulation of index SIP returns. Past performance may or may not be sustained in future.

About Motilal Oswal Gold and Silver ETFs Fund of Funds

Type of Scheme
An open ended fund of funds scheme investing in units of gold and silver exchange traded funds

Minimum application amount
Lumpsum and SIP- Rs 500 & in multiples of Re. 1/- thereafter

Benchmark
LBMA Price of Gold and Silver

Inception date
13th October 2022

Investment Objective
The objective of this scheme is to generate returns by investing in units of Gold ETFs and Silver ETFs. However, the performance of the scheme may differ from that of the underlying gold and silver ETFs due to tracking error of the underlying exchange traded funds. There can be no assurance or guarantee that the investment objective of the scheme will be achieved.

Exit Load
Nil

Fund Manager
Mr. Rakesh Shetty

Total Expense Ratio*
Regular- 0.51%, Direct- 0.16%
*Investors will be bearing the expenses of the underlying ETFs, in addition to expense ratio of the scheme

Motilal Oswal Gold and Silver ETFs Fund of Funds

	1 Year		Since Inception	
	CAGR (%)	Current Value of Investment of ₹ 10,000	CAGR (%)	Current Value of Investment of ₹ 10,000
Scheme	21.6	12,163	25.1	14,418
LBMA Price of Gold	19.9	11,995	23.9	14,188
LBMA Price of Silver	29.9	13,004	34.4	16,197
NAV (₹) Per Unit (14.4181: as on 31-May-2024)	11.8544		10.0000	

Source/Disclaimer : MOAMC; Data as of 31-May-24. The NAV per unit shown in the table is as on the start date of the said period. Past performance may or may not be sustained in the future. Performance is for Regular Plan Growth Option. Different plans have different expense structure. Mr. Rakesh Shetty is the Fund Manager since Nov 22, 2022 and he manages 32 schemes of Motilal Oswal Mutual Fund.

Other Schemes Managed by Fund Manager

Name of Fund Manager: Rakesh Shetty						
	1 Year		3 Year		5 Year	
	Scheme Return (%)	Benchmark Return (%)	Scheme Return (%)	Benchmark Return (%)	Scheme Return (%)	Benchmark Return (%)
Motilal Oswal S&P BSE Enhanced Value ETF#	96.9	98.2	-	-	-	-
Motilal Oswal S&P BSE Enhanced Value Index Fund#	93.8	98.2	-	-	-	-
Motilal Oswal Nifty 200 Momentum 30 ETF#	67.3	68.0	-	-	-	-
Motilal Oswal Ultra Short Term Fund	6.0	7.8	4.4	6.3	4.4	6.2
Motilal Oswal Nifty 5 Year G-Sec Fund of Fund	6.3	6.8	-	-	-	-
Motilal Oswal Nifty 5 year Benchmark G-Sec ETF (Formerly known as Motilal Oswal 5Year G Sec ETF)	6.3	6.8	4.8	5.2	-	-

Note: Rakesh Shetty manages 32 schemes of Motilal Oswal Mutual Fund.

Source/Disclaimer : MOAMC, Data as of 31-May-24. Past performance may or may not be sustained in the future. Performance is for Regular Plan Growth Option. Different plans have different expense structure. In case the number of schemes managed by a fund manager is more than six, performance data of top 3 and bottom 3 schemes managed by fund manager has been provided herein. Period for which scheme's performance has been provided is computed basis last day of the month-end preceding the date of advertisement.