

Motilal Oswal ELSS Tax Saver Fund

(Formerly Known as Long Term Equity Fund)

(An open ended equity linked saving scheme with a statutory lock in of 3 years and tax benefit)

March 2025 (Data as on 28th February 2025 Allotment Date - 21st January 2015)



INVESTMENT APPROACH

Scheme Name: Motilal Oswal ELSS Tax Saver Fund

Investment Objective:

The investment objective of the Scheme is to generate long-term capital appreciation from a diversified portfolio of predominantly equity and equity related instruments. However, there can be no assurance or guarantee that the investment objective of the Scheme would be achieved.

Benchmark: Nifty 500 TRI

Scheme Details: (Data as on 28th February, 2025)

NAV Regular Plan Growth Option (Rs.)	41.3111
NAV Regular Plan IDCW Option (Rs.)	26.2126
NAV Direct Plan Growth Option (Rs.)	47.1139
NAV Direct Plan IDCW Option (Rs.)	33.0131
Monthly AAUM (28-February-2025) (in Rs Crs.)	3,698.26
Latest AUM (28-February-2025) (in Rs Crs.)	3,405.01



KEY FEATURES & PORTFOLIO ATTRIBUTES

High Quality portfolio of around 33 stocks with strong portfolio earnings growth

8+ year track record with alpha of 15.0% CAGR since inception as on 28th February, 2025

Key sector allocation to participate in Banking and Finance

Portfolio is a play on Domestic growth rather than export oriented companies

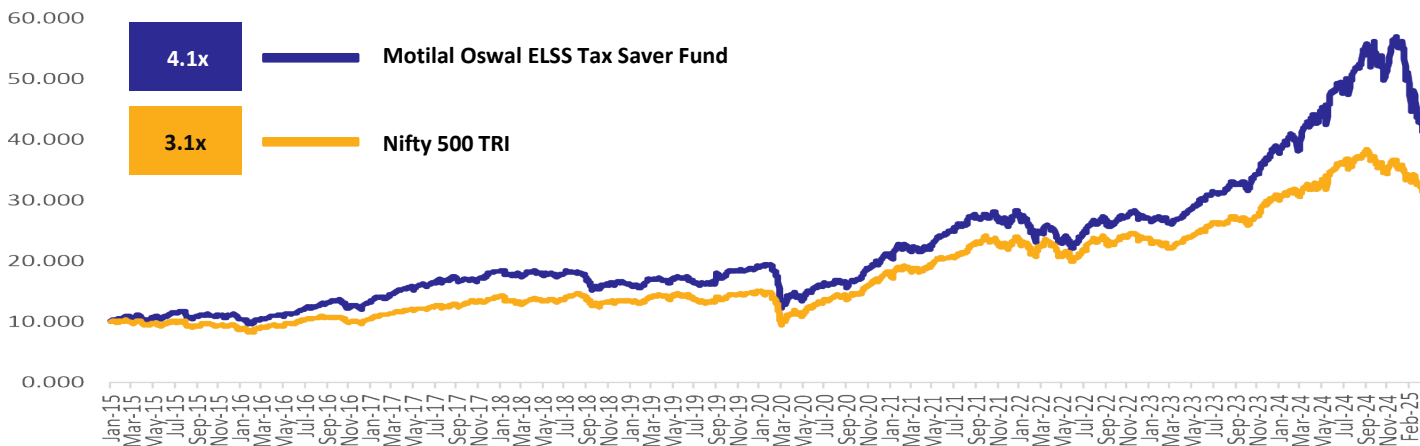


PORTFOLIO ACTIONS IN LAST 1 MONTH

Companies Added:	Cholamandalam Financial Holdings Ltd., Cholamandalam Investment & Finance Co. Ltd.
Companies Exited:	Niva Bupa Health Insurance Company Ltd.



Performance Since Inception (Data as on 28th February, 2025)



Performance of all schemes - Regular Plan

Date	Period	NAV per Unit (₹)	Scheme Returns (%) [^]	Benchmark Returns (%)#	Additional Benchmark Returns ##(%)	Value of investment of ₹ 10,000@		
						Scheme (₹)	Benchmark # (₹)	Additional Benchmark (₹) ##
Feb 29, 2024	Last 1 Year	40.3333	2.42	-0.08	1.89	10,242	9,992	10,189
Feb 28, 2022	Last 3 Years	25.2763	17.77	12.70	10.92	16,344	14,320	13,652
Feb 28, 2020	Last 5 Years	18.5407	17.36	17.78	15.94	22,281	22,683	20,966
Feb 28, 2018	Last 7 Years	17.9107	12.67	12.74	12.60	23,065	23,167	22,964
Feb 27, 2015	Last 10 Years	10.5302	14.63	11.91	10.95	39,231	30,845	28,308
Jan 21, 2015	Since Inception	10.0000	15.06	11.96	10.99	41,311	31,340	28,691

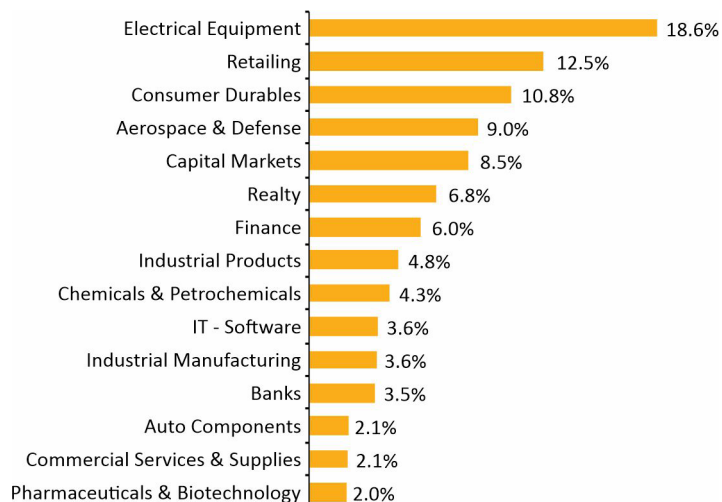
[^]Past performance may or may not be sustained in future and is not a guarantee of any future returns.

Scheme Benchmark #: Nifty 500 TRI

Additional Benchmark ##: Nifty 50 TRI

PORTFOLIO & SECTORAL ALLOCATION (Equity)

Top 10 Holdings	(%) of Holding
Zomato Ltd.	6.5
Trent Ltd.	6.1
Gujarat Fluorochemicals Ltd.	4.3
Kalyan Jewellers India Ltd.	4.3
Amber Enterprises India Ltd.	3.9
Coforge Ltd.	3.6
Kaynes Technology India Ltd.	3.6
ICICI Bank Ltd.	3.5
Suzlon Energy Ltd.	3.5
Inox Wind Ltd.	3.5



Industry classification as recommended by AMFI

STRATEGY CONTRIBUTORS (1 YEAR TRAILING)

Top 5	Contribution
Zomato Ltd.	2.9%
Trent Ltd.	2.3%
Kaynes Technology India Ltd.	1.0%
InterGlobe Aviation Ltd.	1.0%
Kalyan Jewellers India Ltd.	1.0%

Bottom 5	Contribution
Zen Technologies Ltd.	-1.8%
Motherson Sumi Systems Ltd.	-1.2%
PTC Industries Ltd.	-1.2%
Hindustan Aeronautics Ltd.	-1.0%
Titagarh Wagons Ltd.	-0.8%

Source: ValueFY and Internal Analysis

Disclaimer: The Stocks mentioned above are used to explain the concept and is for illustration purpose only and should not be used for development or implementation of any investment strategy. It should not be construed as investment advice to any party. The stocks may or may not be part of our portfolio/strategy/ schemes. Past performance may or may not be sustained in future

MARKET CAPITALIZATION

Market Cap	Weightage (%)
Large Cap	26.3
Mid Cap	42.4
Small Cap	29.5
Cash	1.8

Source: Market Categorization as recommended by AMFI

Risk Ratios

3 Year Data	Strategy
Standard Deviation	18.3%
Sharpe Ratio [#]	0.6
Portfolio Turnover Ratio	0.5
Beta	1.1

[#]Risk free returns based on last overnight MIBOR cut-off of 6.40%
Data as on 28th February, 2025

Fund and Co-Fund Manager

For Equity Component

Mr. Ajay Khandelwal

Managing this fund since 11-Dec-2023. He has a rich experience of more than 18+ years

Mr. Atul Mehra

Managing this fund since 01-Oct-2024. He has overall 15+ years of experience

For Debt Component

Mr. Rakesh Shetty

Managing this fund since 22-Nov-2022. He has a rich experience of more than 14+ years

Other Schemes Managed by Fund Manager (Data as on 28th February, 2025)

Name of Fund Manager: Ajay Khandelwal

	1 Year		3 Years		5 Years		Since Inception	
	Scheme Return (%)	Benchmark Return (%)	Scheme Return (%)	Benchmark Return (%)	Scheme Return (%)	Benchmark Return (%)	Scheme Return (%)	Benchmark Return (%)
Top 3								
Motilal Oswal Large Cap Fund	19.4	0.9	-	-	-	-	19.9	1.9
Motilal Oswal Midcap Fund	15.6	0.1	27.0	19.4	26.3	24.0	21.9	20.7
Motilal Oswal Flexi Cap Fund	12.6	-0.1	18.4	12.7	15.2	17.8	16.6	14.2
Bottom 3								
Motilal Oswal Multi Asset Fund	-12.0	5.9	1.3	9.4	-	-	2.3	10.9
Motilal Oswal Balanced Advantage Fund	-12.2	4.4	4.8	9.6	5.3	12.4	6.5	10.7
Motilal Oswal Focused Fund	-12.5	-0.1	5.2	12.7	8.6	17.8	11.3	14.3

Note: : Ajay Khandelwal manages 13 schemes of Motilal Oswal Mutual Fund.

Source/Disclaimer : MOAMC . Past performance may or may not be sustained in the future. Performance is for Regular Plan Growth Option. Different plans have different expense structure. In case the number of schemes managed by a fund manager is more than six, performance data of top 3 and bottom 3 schemes managed by fund manager has been provided herein. Period for which scheme's performance has been provided is computed basis last day of the month-end preceding the date of advertisement. Different plans shall have a different expense structure. The performance details provided herein are of Regular plan.

Other Schemes Managed by Fund Manager (Data as on 28th February, 2025)

Name of Fund Manager: Atul Mehra

	1 Year		3 Years		5 Years		Since Inception	
	Scheme Return (%)	Benchmark Return (%)	Scheme Return (%)	Benchmark Return (%)	Scheme Return (%)	Benchmark Return (%)	Scheme Return (%)	Benchmark Return (%)
Top 3								
Motilal Oswal Large Cap Fund	19.4	0.9	-	-	-	-	19.9	1.9
Motilal Oswal Flexi Cap Fund	12.6	-0.1	18.4	12.7	15.2	17.8	16.6	14.2
Motilal Oswal Large and Midcap Fund	4.8	0.7	18.8	15.3	19.7	20.1	19.8	19.0
Bottom 3								
Motilal Oswal Multi Asset Fund	-12.0	5.9	1.3	9.4	-	-	2.3	10.9
Motilal Oswal Balanced Advantage Fund	-12.2	4.4	4.8	9.6	5.3	12.4	6.5	10.7
Motilal Oswal Focused Fund	-12.5	-0.1	5.2	12.7	8.6	17.8	11.3	14.3

Note: : Atul Mehra manages 12 schemes of Motilal Oswal Mutual Fund.

Source/Disclaimer : MOAMC . Past performance may or may not be sustained in the future. Performance is for Regular Plan Growth Option. Different plans have different expense structure. In case the number of schemes managed by a fund manager is more than six, performance data of top 3 and bottom 3 schemes managed by fund manager has been provided herein. Period for which scheme's performance has been provided is computed basis last day of the month-end preceding the date of advertisement. Different plans shall have a different expense structure. The performance details provided herein are of Regular plan.

Other Schemes Managed by Fund Manager (Data as on 28th February, 2025)

Name of Fund Manager: Rakesh Shetty

	1 Year		3 Years		5 Years		Since Inception	
	Scheme Return (%)	Benchmark Return (%)	Scheme Return (%)	Benchmark Return (%)	Scheme Return (%)	Benchmark Return (%)	Scheme Return (%)	Benchmark Return (%)
Top 3								
Motilal Oswal NASDAQ 100 Fund of Fund	26.6	23.0	20.1	20.5	24.3	25.7	23.8	24.5
Motilal Oswal S&P 500 Index Fund	22.7	24.8	16.2	18.1	-	-	19.1	21.3
Motilal Oswal Nasdaq Q 50 ETF	20.8	21.5	9.3	10.1	-	-	3.6	4.3
Bottom 3								
Motilal Oswal Multi Asset Fund	-12.0	5.9	1.3	9.4	-	-	2.3	10.9
Motilal Oswal Balanced Advantage Fund	-12.2	4.4	4.8	9.6	5.3	12.4	6.5	10.7
Motilal Oswal Focused Fund	-12.5	-0.1	5.2	12.7	8.6	17.8	11.3	14.3

Note: Rakesh Shetty manages 49 schemes of Motilal Oswal Mutual Fund.

Source/Disclaimer : MOAMC . Past performance may or may not be sustained in the future. Performance is for Regular Plan Growth Option. Different plans have different expense structure. In case the number of schemes managed by a fund manager is more than six, performance data of top 3 and bottom 3 schemes managed by fund manager has been provided herein. Period for which scheme's performance has been provided is computed basis last day of the month-end preceding the date of advertisement. Different plans shall have a different expense structure. The performance details provided herein are of Regular plan.

Performance of all schemes - Direct Plan

Date	Period	NAV per Unit (₹)	Scheme Returns (%) [^]	Benchmark Returns (%)#	Additional Benchmark Returns ##(%)	Value of investment of ₹ 10,000@		
						Scheme (₹)	Benchmark # (₹)	Additional Benchmark (₹) ##
Feb 29, 2024	Last 1 Year	45.4561	3.65	-0.08	1.89	10,365	9,992	10,189
Feb 28, 2022	Last 3 Years	27.7995	19.21	12.70	10.92	16,948	14,320	13,652
Feb 28, 2020	Last 5 Years	19.8609	18.84	17.78	15.94	23,722	22,683	20,966
Feb 28, 2018	Last 7 Years	18.7108	14.09	12.74	12.60	25,180	23,167	22,964
Feb 27, 2015	Last 10 Years	10.5412	16.13	11.91	10.95	44,695	30,845	28,308
Jan 21, 2015	Since Inception	10.0000	16.56	11.96	10.99	47,114	31,340	28,691

[^]Past performance may or may not be sustained in future and is not a guarantee of any future returns.

Scheme Benchmark #: Nifty 500 TRI

Additional Benchmark ##: Nifty 50 TRI

Other Schemes Managed by Fund Manager (Data as on 28th February, 2025)

Name of Fund Manager: Ajay Khandelwal

	1 Year		3 Years		5 Years		Since Inception	
	Scheme Return (%)	Benchmark Return (%)	Scheme Return (%)	Benchmark Return (%)	Scheme Return (%)	Benchmark Return (%)	Scheme Return (%)	Benchmark Return (%)
Top 3								
Motilal Oswal Large Cap Fund	21.1	0.9	-	-	-	-	21.5	1.9
Motilal Oswal Midcap Fund	16.9	0.1	28.4	19.4	27.8	24.0	23.4	20.7
Motilal Oswal Flexi Cap Fund	13.6	-0.1	19.5	12.7	16.2	17.8	17.6	14.2
Bottom 3								
Motilal Oswal Large and Midcap Fund	6.1	0.7	20.5	15.3	21.5	20.1	21.6	19.0
Motilal Oswal Multi Asset Fund	-10.8	5.9	2.6	9.4	-	-	3.7	10.9
Motilal Oswal Focused Fund	-11.5	-0.1	6.4	12.7	9.9	17.8	12.7	14.3

Note: Ajay Khandelwal manages 13 schemes of Motilal Oswal Mutual Fund.

Source/Disclaimer : MOAMC . Past performance may or may not be sustained in the future. Performance is for Direct Plan Growth Option. Different plans have different expense structure. In case the number of schemes managed by a fund manager is more than six, performance data of top 3 and bottom 3 schemes managed by fund manager has been provided herein. Period for which scheme's performance has been provided is computed basis last day of the month-end preceding the date of advertisement. Different plans shall have a different expense structure. The performance details provided herein are of Direct plan.

Other Schemes Managed by Fund Manager (Data as on 28th February, 2025)

Name of Fund Manager: Atul Mehra

	1 Year		3 Years		5 Years		Since Inception	
	Scheme Return (%)	Benchmark Return (%)	Scheme Return (%)	Benchmark Return (%)	Scheme Return (%)	Benchmark Return (%)	Scheme Return (%)	Benchmark Return (%)
Top 3								
Motilal Oswal Large Cap Fund	21.1	0.9	-	-	-	-	21.5	1.9
Motilal Oswal Flexi Cap Fund	13.6	-0.1	19.5	12.7	16.2	17.8	17.6	14.2
Motilal Oswal Large and Midcap Fund	6.1	0.7	20.5	15.3	21.5	20.1	21.6	19.0
Bottom 3								
Motilal Oswal Multi Asset Fund	-10.8	5.9	2.6	9.4	-	-	3.7	10.9
Motilal Oswal Balanced Advantage Fund	-11.1	4.4	6.1	9.6	6.6	12.4	7.8	10.7
Motilal Oswal Focused Fund	-11.5	-0.1	6.4	12.7	9.9	17.8	12.7	14.3

Note: Atul Mehra manages 12 schemes of Motilal Oswal Mutual Fund.

Source/Disclaimer : MOAMC . Past performance may or may not be sustained in the future. Performance is for Direct Plan Growth Option. Different plans have different expense structure. In case the number of schemes managed by a fund manager is more than six, performance data of top 3 and bottom 3 schemes managed by fund manager has been provided herein. Period for which scheme's performance has been provided is computed basis last day of the month-end preceding the date of advertisement. Different plans shall have a different expense structure. The performance details provided herein are of Direct plan.



Other Schemes Managed by Fund Manager (Data as on 28th February, 2025)

Name of Fund Manager: Rakesh Shetty



	1 Year		3 Years		5 Years		Since Inception	
	Scheme Return (%)	Benchmark Return (%)	Scheme Return (%)	Benchmark Return (%)	Scheme Return (%)	Benchmark Return (%)	Scheme Return (%)	Benchmark Return (%)
Top 3								
Motilal Oswal NASDAQ 100 Fund of Fund	27.1	23.0	20.6	20.5	24.7	25.7	24.3	24.5
Motilal Oswal S&P 500 Index Fund	23.3	24.8	16.9	18.1	-	-	19.8	21.3
Motilal Oswal Large Cap Fund	21.1	0.9	-	-	-	-	21.5	1.9
Bottom 3								
Motilal Oswal Multi Asset Fund	-10.8	5.9	2.6	9.4	-	-	3.7	10.9
Motilal Oswal Balanced Advantage Fund	-11.1	4.4	6.1	9.6	6.6	12.4	7.8	10.7
Motilal Oswal Focused Fund	-11.5	-0.1	6.4	12.7	9.9	17.8	12.7	14.3

Note: Rakesh Shetty manages 49 schemes of Motilal Oswal Mutual Fund.



Source/Disclaimer : MOAMC . Past performance may or may not be sustained in the future. Performance is for Direct Plan Growth Option. Different plans have different expense structure. In case the number of schemes managed by a fund manager is more than six, performance data of top 3 and bottom 3 schemes managed by fund manager has been provided herein. Period for which scheme's performance has been provided is computed basis last day of the month-end preceding the date of advertisement. Different plans shall have a different expense structure. The performance details provided herein are of Direct plan.

Name of the scheme	Scheme Riskometer	Benchmark Riskometer Nifty Large Midcap 250 TRI
Motilal Oswal Large and Midcap Fund (An open ended equity scheme investing in both large cap and mid cap stocks)		
This product is suitable for investors who are seeking*		
<ul style="list-style-type: none"> Long term capital appreciation Investment predominantly in equity and equity related instruments of large and midcap stocks 	The risk of the scheme is Very High	The risk of the Benchmark is Very High



*Investors should consult their financial advisers if in doubt about whether the product is suitable for them.

Name of the scheme	Scheme Riskometer	Benchmark Riskometer NASDAQ 100 TRI
Motilal Oswal Nasdaq 100 ETF (An open ended scheme replicating/tracking NASDAQ-100 TRI)		
This product is suitable for investors who are seeking*		
<ul style="list-style-type: none"> Return that corresponds generally to the performance of the NASDAQ-100 Index, subject to tracking error Investment in securities constituting of NASDAQ-100 Index 	The risk of the scheme is Very High	The risk of the Benchmark is Very High



*Investors should consult their financial advisers if in doubt about whether the product is suitable for them.

Name of the scheme	Scheme Riskometer	Benchmark Riskometer NASDAQ 100 TRI
Motilal Oswal Nasdaq 100 Fund of Fund (An open ended fund of fund scheme investing in Motilal Oswal Nasdaq 100 ETF)		
This product is suitable for investors who are seeking*	The risk of the scheme is Very High	The risk of the Benchmark is Very High
<ul style="list-style-type: none"> Return that corresponds to the performance of the NASDAQ-100 Total Returns Index, subject to tracking error Investment in units of Motilal Oswal Nasdaq 100 ETF 		



*Investors should consult their financial advisers if in doubt about whether the product is suitable for them.

Name of the scheme	Scheme Riskometer	Benchmark Riskometer Nifty 500 TRI
Motilal Oswal ELSS Tax Saver Fund (Formerly known as Motilal Oswal Long Term Equity Fund) (An open ended equity linked saving scheme with a statutory lock in of 3 years and tax benefit)		
This product is suitable for investors who are seeking*	The risk of the scheme is Very High	The risk of the Benchmark is Very High
<ul style="list-style-type: none"> Long-term capital growth Investment predominantly in equity and equity related instruments 		



*Investors should consult their financial advisers if in doubt about whether the product is suitable for them.

Name of the scheme	Scheme Riskometer	Benchmark Riskometer Nifty Midcap 150 TRI
Motilal Oswal Midcap Fund (An open ended equity scheme predominantly investing in mid cap stocks)		
This product is suitable for investors who are seeking*	The risk of the scheme is Very High	The risk of the Benchmark is Very High
<ul style="list-style-type: none"> Long-term capital growth Investment in equity and equity related instruments in quality mid-cap companies having long-term competitive advantages and potential for growth 		



*Investors should consult their financial advisers if in doubt about whether the product is suitable for them.

Name of the scheme	Scheme Riskometer	Benchmark Riskometer Nifty 500 TRI
Motilal Oswal Flexi Cap Fund - (An open ended dynamic equity scheme investing across large cap, mid cap, small cap stocks)		
This product is suitable for investors who are seeking*	The risk of the scheme is Very High	The risk of the Benchmark is Very High
<ul style="list-style-type: none"> Long-term capital growth Investment in equity and equity related instruments across sectors and market-capitalization levels 		



*Investors should consult their financial advisers if in doubt about whether the product is suitable for them.

Name of the scheme	Scheme Riskometer	Benchmark Riskometer Nifty 500 TRI
Motilal Oswal Focused Fund (An open ended equity scheme investing in maximum 30 stocks with focus in multi cap space.)		
This product is suitable for investors who are seeking*	The risk of the scheme is Very High	The risk of the Benchmark is Very High
<ul style="list-style-type: none"> Return by investing upto 30 companies with long term sustainable competitive advantage and growth potential Investment in Equity and equity related instruments subject to overall limit of 30 companies 		



*Investors should consult their financial advisers if in doubt about whether the product is suitable for them.

Name of the scheme	Scheme Riskometer	Benchmark riskometer CRISIL Hybrid 50+50 - Moderate TRI
Motilal Oswal Balanced Advantage Fund (An open ended dynamic asset allocation fund)		
This product is suitable for investors who are seeking*		
<ul style="list-style-type: none"> • Long term capital appreciation • Investment in equity, derivatives and debt instruments 	The risk of the scheme is Very High	The risk of the Benchmark is High



*Investors should consult their financial advisers if in doubt about whether the product is suitable for them.

Name of the scheme	Scheme Riskometer	Benchmark Riskometer NASDAQ Q-50 TRI
Motilal Oswal Nasdaq Q 50 ETF (An open ended scheme replicating/tracking NASDAQ Q-50 TRI)		
This product is suitable for investors who are seeking*		
<ul style="list-style-type: none"> • Return that corresponds to the performance of the NASDAQ Q-50 Total Return Index subject to tracking error and forex movement • Long term capital growth 	The risk of the scheme is Very High	The risk of the Benchmark is Very High

*Investors should consult their financial advisers if in doubt about whether the product is suitable for them.

Name of the scheme	Scheme Riskometer	Benchmark Riskometer S&P 500 Index TRI
Motilal Oswal S&P 500 Index Fund (An open ended scheme replicating / tracking S&P 500 Total Return Index)		
This product is suitable for investors who are seeking*		
<ul style="list-style-type: none"> • Return that corresponds to the performance of S&P 500 Total Return Index subject to tracking error • Investment in equity securities of S&P 500 TRI 	The risk of the scheme is Very High	The risk of the Benchmark is Very High

*Investors should consult their financial advisers if in doubt about whether the product is suitable for them.

Name of the scheme	Scheme Riskometer	Benchmark Riskometer NIFTY 100 TRI
Motilal Oswal Large Cap Fund (An open-ended equity scheme predominantly investing in large cap stocks)		
This product is suitable for investors who are seeking*		
<ul style="list-style-type: none"> • Long term capital growth • Investments in equity and equity related instruments of large cap stocks 	The risk of the scheme is Very High	The risk of the Benchmark is Very High

*Investors should consult their financial advisers if in doubt about whether the product is suitable for them.

Source: Internal Analysis; The stocks mentioned herein are for general and comparison purpose only and not a complete disclosure of every material fact. The performance of the above stocks may or may not be sustained in future. It should not be construed as investment advice to any party. The stock prices are adjusted for corporate action.

Disclaimers and Risk Factors: The performance of schemes of Motilal Oswal Mutual Fund is Benchmarked to the Total Return variant of respective Index chosen as Benchmark as against Price Return variant of respective Benchmark Index. In case, the start/end date of the concerned period is non business date (NBD), the NAV of the previous date is considered for computation of returns. The NAV per unit shown in the table is as on the start date of the said period. Past performance may or may not be sustained in the future. Performance is for Regular & Direct Plan Growth Option. Different plans have different expense structure. Mr. Ajay Khandelwal has been appointed as the Fund Manager for equity component since 11-Dec-2023; Mr. Atul Mehra has been appointed as the Fund Manager for equity component with effect from 01-Oct-2024; Mr. Rakesh Shetty is the Fund Manager for debt component with effect 22-Nov-2022. Kindly refer to the website www.motilaloswalmf.com to see the performance of the funds managed by the same Fund Manager

Mutual Fund Investments are subject to market risks, read all scheme related documents carefully