

Invest in one of India's most popular indices



Motilal Oswal Nifty 50 ETF

Large cap Indices are less volatile in the long run, making it one of India's most popular indices.

**THINK EQUITY
THINK MOTILAL OSWAL**



Name of the scheme	Scheme Riskometer	Benchmark Riskometer Nifty 50 TRI
Motilal Oswal Nifty 50 ETF (Formerly known as Motilal Oswal M50 ETF) (An open ended scheme replicating/tracking Nifty 50 Index) (BSE: 590115, NSE: MOM50)		
<p>This product is suitable for investors who are seeking*</p> <ul style="list-style-type: none"> Return that corresponds to the performance of the Nifty 50 Total Return Index subject to tracking error. Investment in securities constituting Nifty 50 Total Return Index. Long Term Capital Growth. 	<p>Investors understand that their principal will be at Very High risk</p>	

*Investors should consult their financial advisers if in doubt about whether the product is suitable for them.

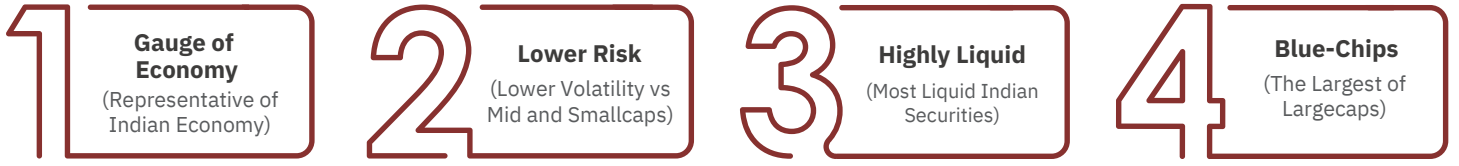
Mutual Fund investments are subject to market risks, read all scheme related documents carefully

Motilal Oswal Nifty 50 ETF

About Nifty 50 Index

The Nifty 50 Index is designed to measure the performance of 50 largest and most liquid blue-chip companies.

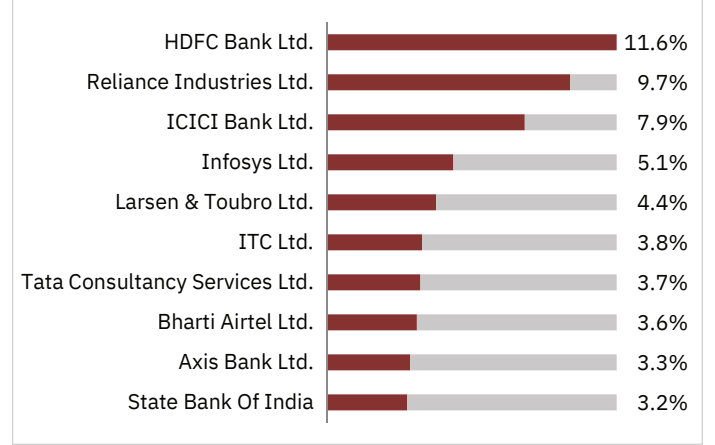
Key attributes of Nifty 50 Index



Index Performance (Annualised)

Period	Returns	Volatility
1 Year	23.0%	10.1%
3 Year	14.4%	13.3%
5 Year	15.0%	18.9%
7 Year	14.4%	17.2%
10 Year	13.4%	16.4%
15 Year	12.8%	17.1%

Index: Top 10 Stocks



Source: www.niftyindices.com; Performance Data as of close of 31-May-2009 to 31-May-2024. All performance data in INR. Hypothetical performance results may have inherent limitations and no representation is being made that any investor will, or is likely to achieve the performance similar to that shown. Past performance may or may not be sustained in future. Composition Source/Disclaimer: NSE; Data as of 31-May-2024; the stocks mentioned above are used to explain the concept. The stocks may or may not be part of our portfolio/strategy/schemes. The above table/graph is used to explain the concept and is for illustration purpose only. It should not be used for development or implementation of any investment strategy.

Index: Top 5 Sectors



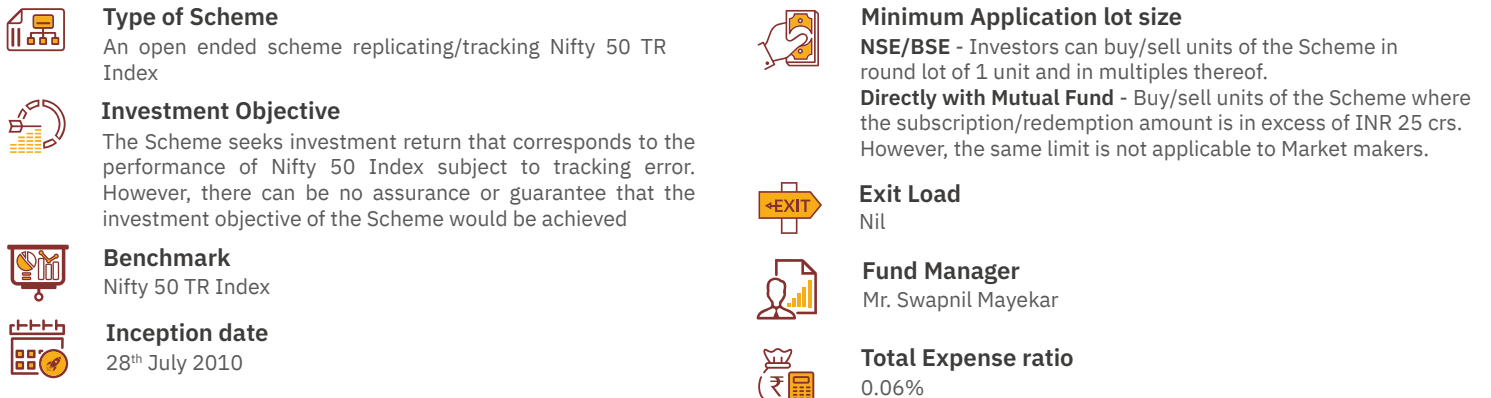
Source: NSE; Data as of 31-May-2024; Sectors - Macro Economic Sectors as per AMFI Industry Classification; the stocks/sectors mentioned above are used to explain the concept and is for illustration purpose only. It should not be used for development or implementation of any investment strategy. It should not be construed as an investment advice to any party. The stocks/sectors may or may not be part of our portfolio/strategy/schemes. Past performance may or may not be sustained in future.

Index SIP Returns (SIP Amount of ₹ 10,000/- per month)

Description	1 Year	3 Years	5 Years	7 Years	10 Years
Returns	20.8%	15.9%	18.1%	16.1%	14.7%
Amount Invested	1,20,000	3,60,000	6,00,000	8,40,000	12,00,000
Market Value	1,33,071	4,55,489	9,42,956	14,91,594	25,85,084

Data as of close of 31-May-2024. For SIP returns, monthly investment of INR 10,000/- invested on the first business day of every month has been considered. All performance data in INR. Hypothetical performance results may have inherent limitations and no representation is being made that any investor will, or is likely to achieve the performance similar to that shown. The above is for illustration purpose only. The SIP amount, tenure of SIP, expected rate of return are assumed figures for the purpose of explaining the concept of advantages of SIP investments. The actual result may vary from depicted results depending on the scheme selected. It should not be construed to be indicative of scheme performance in any manner. The above are not scheme SIP returns, but simulation of index SIP returns. Past performance may or may not be sustained in future.

About Motilal Oswal Nifty 50 ETF



Motilal Oswal Nifty 50 ETF Performance

Scheme	1 Year		3 Years		5 Years		7 Years		Since Inception	
	CAGR (%)	Current Value of Investment of ₹ 10,000	CAGR (%)	Current Value of Investment of ₹ 10,000	CAGR (%)	Current Value of Investment of ₹ 10,000	CAGR (%)	Current Value of Investment of ₹ 10,000	CAGR (%)	Current Value of Investment of ₹ 10,000
Scheme	22.9	12,298	14.4	14,965	14.7	19,876	13.9	24,934	10.9	42,099
Nifty 50 TRI	22.9	12,302	14.4	14,991	14.9	20,072	14.3	25,568	12.2	49,321
S&P BSE Sensex TRI (Additional Benchmark)	19.6	11,963	13.9	14,788	14.6	19,808	14.6	25,920	12.3	49,599
NAV (₹) Per Unit (229.9512: as on 31-May-2024)	186.9754		153.6593		115.6931		92.2224		54.6210	

Source/Disclaimer : MOAMC; Data as of 31-May-24. The NAV per unit shown in the table is as on the start date of the said period. Past performance may or may not be sustained in the future. Performance is for Regular Plan Growth Option. Different plans have different expense structure. Mr. Swapnil Mayekar is the Fund Manager since inception and he manages 23 schemes of Motilal Oswal Mutual Fund.

Other Schemes Managed by Fund Manager

Name of Fund Manager: Swapnil Mayekar						
Scheme	1 Year		3 Year		5 Year	
	Scheme Return (%)	Benchmark Return (%)	Scheme Return (%)	Benchmark Return (%)	Scheme Return (%)	Benchmark Return (%)
Motilal Oswal S&P BSE Enhanced Value ETF	96.9	98.2	-	-	-	-
Motilal Oswal S&P BSE Enhanced Value Index Fund	93.8	98.2	-	-	-	-
Motilal Oswal Nifty 200 Momentum 30 ETF	67.3	68.0	-	-	-	-
Motilal Oswal Nifty Bank Index Fund	10.8	12.0	11.1	12.2	-	-
Motilal Oswal Nifty 50 Index Fund	22.3	22.9	13.7	14.4	-	-
Motilal Oswal NASDAQ 100 Fund of Fund	30.2	31.3	14.5	16.9	24.1	26.1

Note: Swapnil Mayekar manages 23 schemes of Motilal Oswal Mutual Fund.

Source/Disclaimer : MOAMC, Data as of 31-May-24. Past performance may or may not be sustained in the future. Performance is for Regular Plan Growth Option. Different plans have different expense structure. In case the number of schemes managed by a fund manager is more than six, performance data of top 3 and bottom 3 schemes managed by fund manager has been provided herein. Period for which scheme's performance has been provided is computed basis last day of the month-end preceding the date of advertisement.