

GREAT INDIAN EQUITY SALE

Introducing

Motilal Oswal S&P BSE Enhanced Value Index Fund

THINK EQUITY
THINK MOTILAL OSWAL



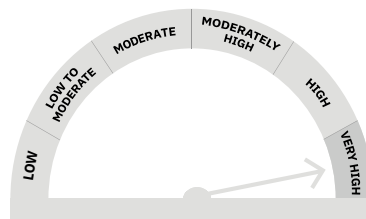
Name of the scheme

Motilal Oswal S&P BSE Enhanced Value Index Fund
(An open ended fund replicating / tracking the S&P BSE Enhanced Value Total Return Index)

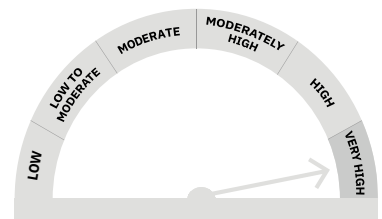
This product is suitable for investors who are seeking*

- Return that corresponds to the performance of S&P BSE Enhanced Value Index subject to tracking error.
- Long term capital growth.

Scheme Riskometer



S&P BSE Enhanced Value Total Return Index



Investors understand that their principal will be at Very High risk

*Investors should consult their financial advisers if in doubt about whether the product is suitable for them.

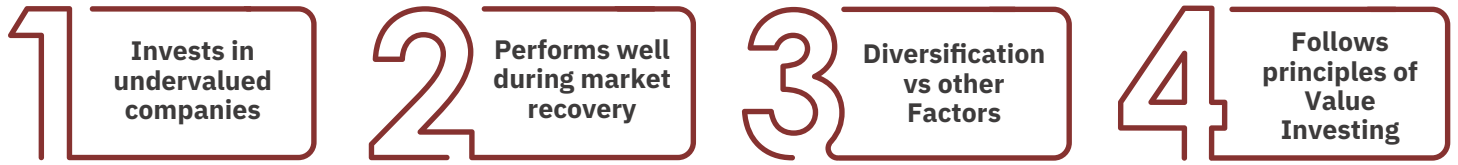
Mutual Fund investments are subject to market risks, read all scheme related documents carefully.

Motilal Oswal S&P BSE Enhanced Value Index Fund

About S&P BSE Enhanced Value Index

The S&P BSE Enhanced Value Index is designed to measure the performance of the top 30 companies in the S&P BSE LargeMidCap with the most attractive valuations, as measured by P/E, P/B, and P/S ratios

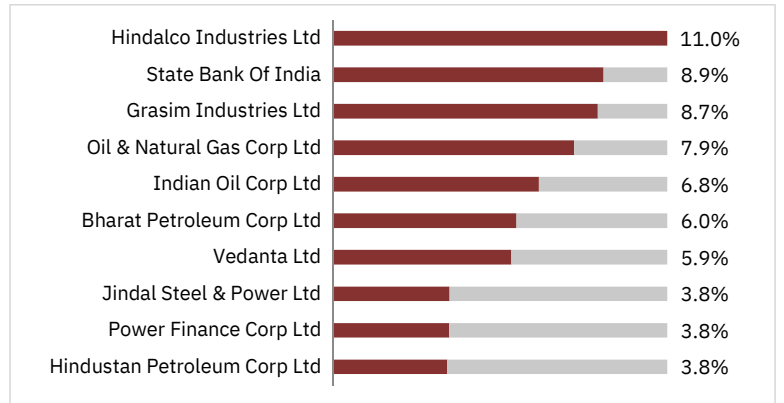
Key Attributes of S&P BSE Enhanced Value Index



Index Performance (Annualised)

Period	Returns	Volatility
1 Year	98.6%	20.1%
3 Year	42.1%	20.4%
5 Year	32.9%	25.2%
7 Year	20.5%	24.2%
10 Year	16.0%	24.1%
15 Year	15.7%	24.5%

Index: Top 10 Stocks



Source: www.niftyindices.com; Performance Data as of close of 31-May-2009 to 31-May-2024. All performance data in INR. Hypothetical performance results may have inherent limitations and no representation is being made that any investor will, or is likely to achieve the performance similar to that shown. Past performance may or may not be sustained in future. Composition Source/Disclaimer: NSE; Data as of 31-May-2024; the stocks mentioned above are used to explain the concept. The stocks may or may not be part of our portfolio/strategy/schemes. The above table/graph is used to explain the concept and is for illustration purpose only. It should not be used for development or implementation of any investment strategy.

Index: Top 5 Sectors



Source: NSE; Data as of 31-May-2024; Sectors - Macro Economic Sectors as per AMFI Industry Classification; the stocks/sectors mentioned above are used to explain the concept and is for illustration purpose only. It should not be used for development or implementation of any investment strategy. It should not be construed as an investment advice to any party. The stocks/sectors may or may not be part of our portfolio/strategy/schemes. Past performance may or may not be sustained in future.

Index SIP Returns (SIP Amount of ₹ 10,000/- per month)

Description	1 Year	3 Years	5 Years	7 Years	10 Years
Returns	94.4%	54.8%	48.7%	34.4%	25.3%
Amount Invested	1,20,000	3,60,000	6,00,000	8,40,000	12,00,000
Market Value	1,74,892	7,56,990	19,28,368	28,48,191	45,82,548

Data as of close of 31-May-2024. For SIP returns, monthly investment of INR 10,000/- invested on the first business day of every month has been considered. All performance data in INR. Hypothetical performance results may have inherent limitations and no representation is being made that any investor will, or is likely to achieve the performance similar to that shown. The above is for illustration purpose only. The SIP amount, tenure of SIP, expected rate of return are assumed figures for the purpose of explaining the concept of advantages of SIP investments. The actual result may vary from depicted results depending on the scheme selected. It should not be construed to be indicative of scheme performance in any manner. The above are not scheme SIP returns, but simulation of index SIP returns. Past performance may or may not be sustained in future.

About Motilal Oswal S&P BSE Enhanced Value Index Fund

Type of Scheme
An open ended fund replicating/tracking S&P BSE Enhanced Value Total Return Index

Minimum application amount
Lumpsum and SIP – Rs 500/- and in multiples of Re 1/- thereafter

Inception date
22nd August 2022

Benchmark
S&P BSE Enhanced Value TR Index

Investment Objective
The investment objective of the scheme is to provide returns that, before expenses, correspond to the total returns of the securities as represented by S&P BSE Enhanced Value Total Return Index, subject to tracking error. However, there is no guarantee or assurance that the investment objective of the scheme will be achieved

Exit Load
1% if redeemed on or before 15 days from allotment date, Nil if redeemed after 15 days from allotment date

Fund Manager
Mr. Swapnil Mayekar & Mr. Rakesh Shetty (for debt component)

Total Expense ratio
Regular - 1.03%;
Direct - 0.38%

Motilal Oswal S&P BSE Enhanced Value Index Fund

	1 Year		Since Inception	
	CAGR (%)	Current Value of Investment of ₹ 10,000	CAGR (%)	Current Value of Investment of ₹ 10,000
Scheme	93.8	19,417	64.9	24,302
S&P BSE Enhanced Value TRI	98.2	19,855	68.3	25,200
Nifty 50 TRI	22.9	12,302	16.5	13,106
NAV (₹) Per Unit (24.3022: as on 31-May-2024)	12.5158		10.0000	

Source/Disclaimer : MOAMC; Data as of 31-May-24. The NAV per unit shown in the table is as on the start date of the said period. Past performance may or may not be sustained in the future. Performance is for Regular Plan Growth Option. Different plans have different expense structure. Mr. Swapnil Mayekar is the Fund Manager since inception and he manages 23 schemes of Motilal Oswal Mutual Fund. Mr. Rakesh Shetty is the Fund Manager for Debt component since Nov 22, 2022 and he manages 32 schemes of Motilal Oswal Mutual Fund.

Other Schemes Managed by Fund Manager

Name of Fund Manager: Swapnil Mayekar						
	1 Year		3 Year		5 Year	
	Scheme Return (%)	Benchmark Return (%)	Scheme Return (%)	Benchmark Return (%)	Scheme Return (%)	Benchmark Return (%)
Motilal Oswal S&P BSE Enhanced Value ETF	96.9	98.2	-	-	-	-
Motilal Oswal Nifty 200 Momentum 30 ETF	67.3	68.0	-	-	-	-
Motilal Oswal Nifty 200 Momentum 30 Index Fund	66.0	68.0	-	-	-	-
Motilal Oswal Nifty Bank Index Fund	10.8	12.0	11.1	12.2	-	-
Motilal Oswal Nifty 50 Index Fund	22.3	22.9	13.7	14.4	-	-
Motilal Oswal Nifty 50 ETF (Formerly known as Motilal Oswal M50 ETF)	22.9	22.9	14.4	14.4	14.7	14.9

Note: Swapnil Mayekar manages 23 schemes of Motilal Oswal Mutual Fund.

Name of Fund Manager: Rakesh Shetty						
	1 Year		3 Year		5 Year	
	Scheme Return (%)	Benchmark Return (%)	Scheme Return (%)	Benchmark Return (%)	Scheme Return (%)	Benchmark Return (%)
Motilal Oswal S&P BSE Enhanced Value ETF#	96.9	98.2	-	-	-	-
Motilal Oswal Nifty 200 Momentum 30 ETF#	67.3	68.0	-	-	-	-
Motilal Oswal Nifty 200 Momentum 30 Index Fund#	66.0	68.0	-	-	-	-
Motilal Oswal Ultra Short Term Fund	6.0	7.8	4.4	6.3	4.4	6.2
Motilal Oswal Nifty 5 Year G-Sec Fund of Fund	6.3	6.8	-	-	-	-
Motilal Oswal Nifty 5 year Benchmark G-Sec ETF (Formerly known as Motilal Oswal 5Year G Sec ETF)	6.3	6.8	4.8	5.2	-	-

Note: Rakesh Shetty manages 32 schemes of Motilal Oswal Mutual Fund.

Source/Disclaimer : MOAMC, Data as of 31-May-24. #Only the Debt component is managed by Rakesh Shetty. Past performance may or may not be sustained in the future. Performance is for Regular Plan Growth Option. Different plans have different expense structure. In case the number of schemes managed by a fund manager is more than six, performance data of top 3 and bottom 3 schemes managed by fund manager has been provided herein. Period for which scheme's performance has been provided is computed basis last day of the month-end preceding the date of advertisement.